

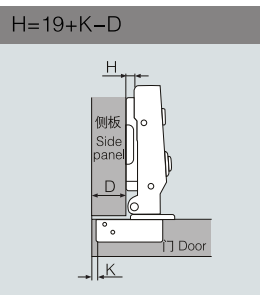
**F40** Ø40mm SOFT-CLOSING CAM ADJUSTMENT CLIP-ON HINGE  
40杯缓冲快装偏心调节铰链



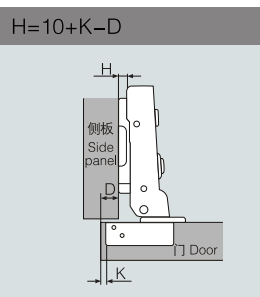
- 开启角度: 95度
- 铰杯厚度: 13毫米
- 铰杯直径: 40毫米
- 面板(K)尺寸: 3毫米-10毫米
- 材质: 铁镀镍
- 门可选用板厚: 20毫米-30毫米
- Opening angle: 95°
- Depth of hinge cup: 13mm
- Diameter of hinge cup: 40mm
- Drilling distance on the door(K): 3-10mm
- Material: cold rolled steel, nickel plated
- Range of door thickness: 20-30mm

**F40系列内置阻尼(卡式调动)自动铰链功能图 F40 Installation dimensions**

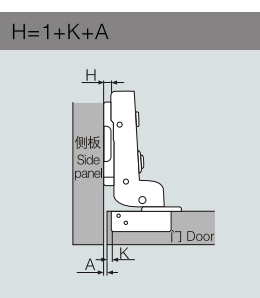
D: 盖位计算值表 Overlay  
A: 间隙位计算值表 Gap



$\begin{matrix} K \\ H \backslash D \end{matrix}$	3	4	5	6	7
0	22	23	24	25	26
2	20	21	22	23	24
4	18	19	20	21	22

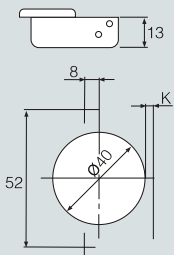


$\begin{matrix} K \\ H \backslash D \end{matrix}$	3	4	5	6	7
0	13	14	15	16	17
2	11	12	13	14	15
4	9	10	11	12	13



$\begin{matrix} K \\ H \backslash A \end{matrix}$	3	4	5	6	7
0	-4	-5	-6	-7	-8
2	-2	-3	-4	-5	-6
4	0	-1	-2	-3	-4

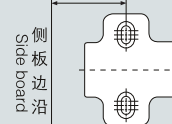
**铰杯种类 Hinge cup types**



**可配底座 Plate**

序号 No	名称 Item no.	H值 H Value	孔型/安装尺寸L Hole type/Mounting dimension	类型 type
1	T20/T22/T24	H=0/2/4	两孔two holes/37mm	普通卡式Clip on
2	T50/T52/T54	H=0/2/4	四孔four holes/37mm	普通卡式Clip on
3	F30/F32/F34	H=0/2/4	两孔two holes/37mm	移动卡式Adjustable

安装尺寸L(Mounting dimension L)



安装尺寸L(Mounting dimension L)

