

# T822 Ø35mm PUSH-TO-OPEN HINGE

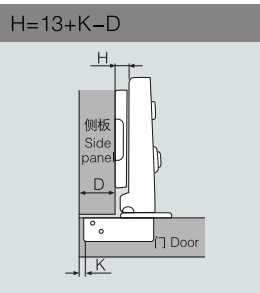
## 35杯反弹铰链



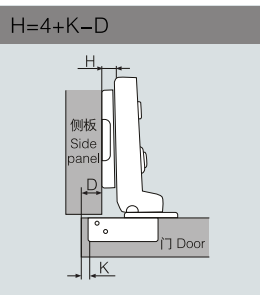
- 开启角度: 105度
- 反弹开门角度: 50度
- 铰杯厚度: 10.5毫米
- 铰杯直径: 35毫米
- 面板(K)尺寸: 3毫米-7毫米
- 门可选用板厚: 14毫米-20毫米
- Opening angle: 105°
- Opening angle of push to open: 50°
- Depth of hinge cup: 10.5mm
- Diameter of hinge cup: 35mm
- Drilling distance on the door(K): 3-7mm
- Range of door thickness: 14-20mm

### T822系列(普通型)反弹铰链(两段力)功能图 T822 Installation dimensions (Two way)

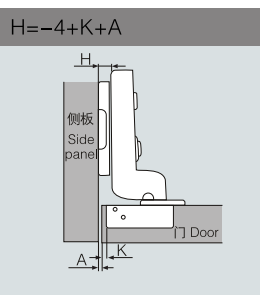
D: 盖位计算值表 Overlay  
A: 间隙位计算值表 Gap



$\begin{matrix} K \\ H \end{matrix}$	3	4	5	6	7
0	16	17	18	19	20
2	14	15	16	17	18
4	12	13	14	15	16



$\begin{matrix} K \\ H \end{matrix}$	3	4	5	6	7
0	7	8	9	10	11
2	5	6	7	8	9
4	3	4	5	6	7



$\begin{matrix} K \\ H \end{matrix}$	3	4	5	6	7
0	1	0	-1	-2	-3
2	3	2	1	0	-1
4	5	4	3	2	1

