

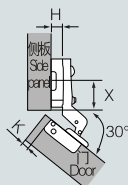


- 铰杯厚度: 11.3毫米
- 铰杯直径: 35毫米
- 面板(K)尺寸: 3毫米-7毫米
- 材质: 铁镀锌
- 门可选用板厚: 12毫米-26毫米
- Depth of hinge cup: 11.3mm
- Diameter of hinge cup: 35mm
- Drilling distance on the door(K): 3-7mm
- Material: cold rolled steel, nickel plated
- Range of door thickness: 12-26mm

FR系列内置阻尼自关铰链功能图 FR Installation dimensions

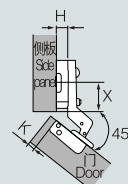
D: 盖位计算值表 Overlay
A: 间隙位计算值表 Gap

FR30



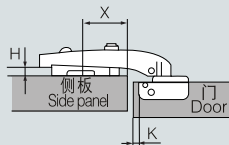
H \ K	4	5	6	7
0	37 / -0.5	36 / 0.4	35 / 1.3	34 / 2.2
2	37 / -2.5	36 / -1.6	35 / -0.7	34 / -0.2
4	37 / -4.5	36 / -3.6	35 / -2.7	34 / -1.8
	X			D

FR45



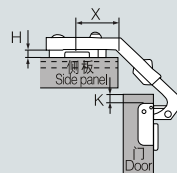
H \ K	4	5	6	7
0	37 / 4.5	36 / 5.2	35 / 5.9	34 / 6.6
2	37 / 2.5	36 / 3.2	35 / 3.9	34 / 4.6
4	37 / 0.5	36 / 1.2	35 / 1.9	34 / 2.6
	X			D

FR90



H \ K	4	5
0	20 / 2.8	19 / 2.8
2	20 / 0.8	19 / 0.8
4	20 / -1.2	19 / -1.2
	X	D

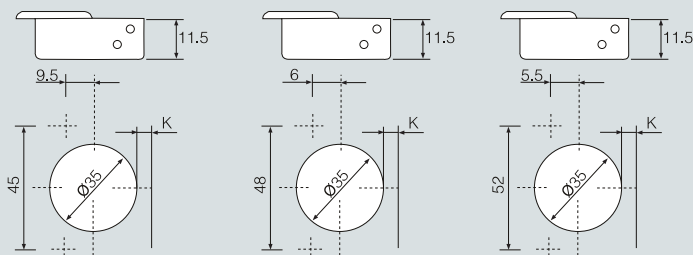
FR135



注: 此款不带缓冲

	门板厚度 < 18mm Door thickness	22mm > 门板厚度 > 18mm Door thickness
H	2	0
X	37	37

铰杯种类 Hinge cup types



可配底座 Plate

序号 No	名称 Item no.	H值 H Value	孔型/安装尺寸L Hole type/Mounting dimension	类型 type
1	FH1/FH2	H=0	两孔two holes	普通Normal
2	FH3/FH4	H=0	四孔four holes	普通Normal
3	FH4	H=0	四孔four holes	普通Normal

安装尺寸L(Mounting dimension L)

安装尺寸L(Mounting dimension L)

