



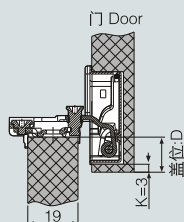
- 开门角度: 105度 ± 3度
- 关门角度: 86度 ± 2度
- 铰杯厚度: 11.8毫米
- 铰杯直径: 35毫米
- 面板(K)尺寸: 3毫米
- Opening angle: 105° ± 3°
- Closing angle: 86° ± 2°
- Depth of hinge cup: 11.8mm
- Diameter of hinge cup: 35mm
- Drilling distance on the door(K): 3mm

S6D01美式铰链系列功能图 Installation dimensions



S6D01-1 1"

盖位 Overlay D=1"

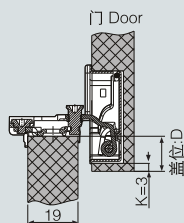


产品型号 Item No.	K=3 盖位(Overlay) (D+0.3)
S6D01-1	25.4



S6D01-034 3/4"

盖位 Overlay D=3/4"

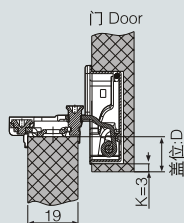


产品型号 Item No.	K=3 盖位(Overlay) (D+0.3)
S6D01-034	19



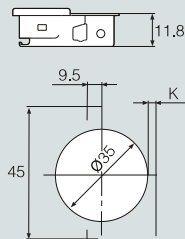
S6D01-058 5/8"

盖位 Overlay D=5/8"

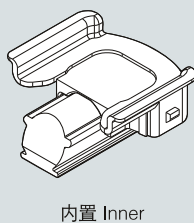


产品型号 Item No.	K=3 盖位(Overlay) (D+0.3)
S6D01-058	15.8

铰杯种类 Hinge cup types



缓冲器 Damper types



可配螺丝种类 Options of screws and dowels

<p>3.5x16 螺丝代码: 3.5x16 Screw code: 3.5x16</p>	<p>4x16 螺丝代码: 4x16 Screw code: 4x16</p>
<p>M8胶粒 M8 Dowel 胶粒代码: R2286螺母 Dowel code: R2286 dowel</p>	<p>M10胶粒 M10 Dowel 胶粒代码: 103螺母 Dowel code: 103 dowel</p>

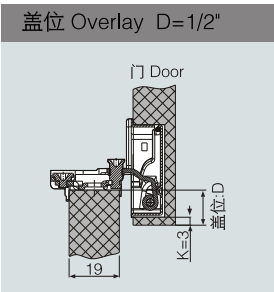
S6D01 SOFT-CLOSING COMPACT HINGE

美式内置缓冲铰链

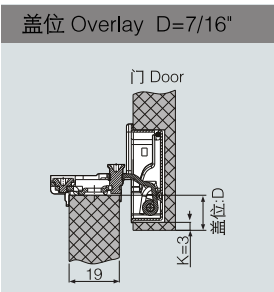



- 开门角度: 105度 ± 3度
- 关门角度: 86度 ± 2度
- 铰杯厚度: 11.8毫米
- 铰杯直径: 35毫米
- 面板(K)尺寸: 3毫米
- Opening angle: 105° ± 3°
- Closing angle: 86° ± 2°
- Depth of hinge cup: 11.8mm
- Diameter of hinge cup: 35mm
- Drilling distance on the door(K): 3mm

S6D01美式铰链系列功能图 Installation dimensions

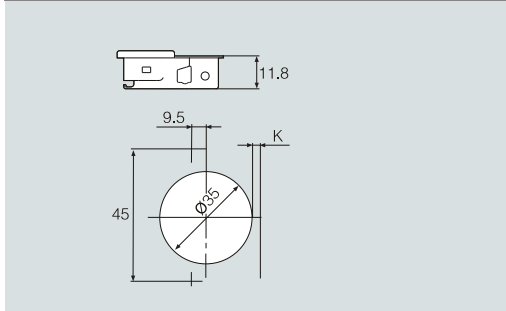


产品型号 Item No.	K=3 盖位(Overlay) (D+0.3)
S6D01-012	12.7

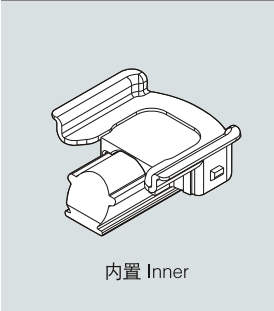


产品型号 Item No.	K=3 盖位(Overlay) (D+0.3)
S6D01-0716	11.1

铰杯种类 Hinge cup types



缓冲器 Damper types



可配螺丝种类 Options of screws and dowels

<p>3.5x16 螺丝代码: 3.5x16 Screw code: 3.5x16</p>	<p>4x16 螺丝代码: 4x16 Screw code: 4x16</p>
<p>M8胶粒 M8 Dowel 胶粒代码: R2286螺母 Dowel code: R2286 dowel</p>	<p>M10胶粒 M10 Dowel 胶粒代码: 103螺母 Dowel code: 103 dowel</p>